
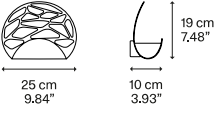




Kelly,
design by Andrea Tosetto, 2015





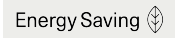
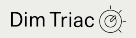
Wall

Seductive beauty with a bold personality thanks to the strong and precise laser cuts, which lighten the metal of the lampshade and create an intriguing play of light and shadow. Kelly is a multifaceted family of suspension and wall lamps that stand out with elegance in any living space thanks to the variety of available forms and finishes.




Kelly	Light source	Frame Metal	Diffuser:	Code
	LED • 3000 K • 1 x 17W 1800 lm • 120V • CRI 92 • MacAdam 3-Step LED and driver included	 Coppery Bronze	—	141412
		 Matte White 9010	—	141411

Net weight: 0.80 kg	Gross weight: 1.13 kg	Parcels: N°1	Volume: 0.016 m ³
---------------------	-----------------------	--------------	------------------------------

LODES

Other applications of Kelly



Suspension