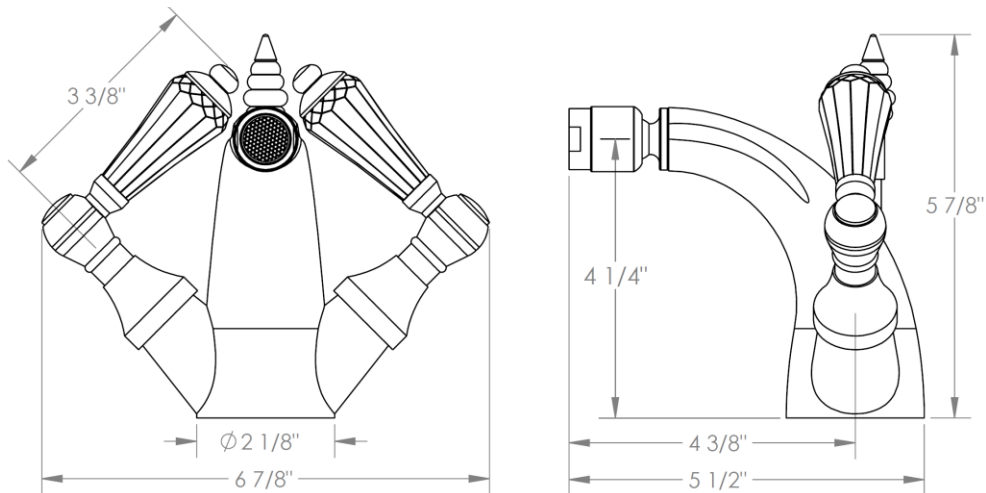



180-4.1-__

Deck Mounted Bidet Monoblock

Includes MPU7 pop-up drain

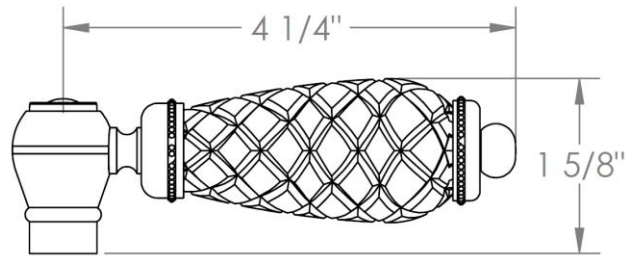
Note: Some building codes may require remote backflow preventers installed in the supply lines



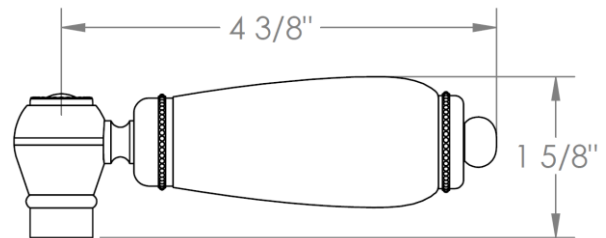

Meets the applicable requirements of ASME A112.18.1-2005/CSA B125.1-05, entitled "Plumbing Supply Fittings"

HANDLE TRIM OPTIONS

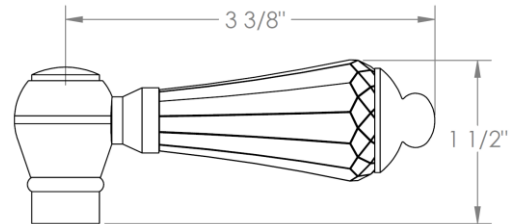
AA - VENICE
BB - GENOA



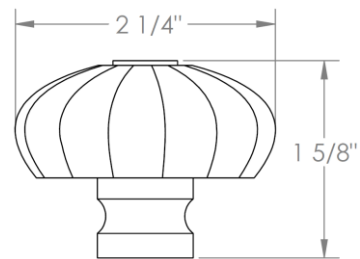
CC - POMPEI
DD - NAPLES



SWU - FLORENCE



T - TUSCANY



U - BOLOGNA

